

**National Institute of Environmental Health Sciences  
March 2024**

# **Compliance Assistance Specialists & Hurricane Recovery and Response**

---

Accomplishing OSHA's Mission while Remaining Safe

**Yvis Torres**

**Compliance Assistance Specialist  
Jacksonville Area Office**



## How can a CAS help me?

- Compliance Assistance Specialists in OSHA's Regional and Area Offices around the country provide outreach to a variety of groups free of charge.
- These groups include small businesses and other employers, trade and professional associations, union locals, and community and faith-based groups.
- Compliance Assistance Specialists can provide general information about OSHA's compliance assistance resources and how to comply with OSHA standards.
- They are available for seminars, workshops, and speaking events.
- They also promote and help implement OSHA's cooperative programs, including the Voluntary Protection Programs, the Strategic Partnership Program, and the Alliance Program.

# Compliance Assistance Specialists

U.S. DEPARTMENT OF LABOR


Occupational Safety and Health Administration

CONTACT US | FAQ | A TO Z INDEX | LANGUAGES

Search

OSHA | STANDARDS | ENFORCEMENT | TOPICS | **HELP AND RESOURCES** | NEWS

Help and Resources	Compliance Assistance	Training
Data	Compliance Assistance Specialists	Training Requirements and Resources
Establishment Search	Consultation Services	Outreach Training Program (10- and 30-hour Cards)
Fatality Reports	Cooperative Programs	Find a Trainer
File a Complaint	Small Business Resources	Replace a Card
Freedom of Information Act (FOIA)		Avoid Card Fraud
Publications		OSHA Training Institute Education Centers
Safety and Health Topics Pages		Find a Center
Videos		Search for Classes
		Susan Harwood Training Grants



[Remembering Lost Workers](#)

[Schuls \(16\)](#) [Eugene Gates \(66\)](#) [Alonna Gallon \(24\)](#) [Terry Miller \(34\)](#) [Iris Adams \(53\)](#) [Heather Glenn](#) ||

**WORKPLACE SAFETY REMINDER**


Stand Up for Grain Safety: March 25-29

[Sign Me Up](#) [More Reminders](#) [Español](#)

SAVE THE DATE

Workers Memorial Day Ceremony

April 25 at 1 p.m. EST




in Person and Live Streamed

[www.osha.gov/workers-memorial](http://www.osha.gov/workers-memorial)

U.S. Department of Labor Building  
200 Constitution Ave NW, Washington, DC 20210

**WORKERS MEMORIAL DAY**

Join us for a Workers Memorial Day ceremony in April, in person or online



**TAKE ACTION**

[File a Complaint](#)

[Join an Event: Calendar](#)


[Report a Fatality or Severe Injury](#)

[Schedule a No-Cost Consultation](#)

[Submit 2023 Injury and Illness Data](#)


MEET OSHA EMPLOYEES

AM OSHA



**BILLIE**

Regional



# Compliance Assistance Specialists

U.S. DEPARTMENT OF LABOR

Occupational Safety and Health Administration

[CONTACT US](#) | [FAQ](#) | [A TO Z INDEX](#) | [LANGUAGES](#)

[OSHA](#) | [STANDARDS](#) | [ENFORCEMENT](#) | [TOPICS](#) | [HELP AND RESOURCES](#) | [NEWS](#)

Compliance Assistance Specialists (CAS) > Compliance Assistance Specialist Directory

Quick Links

## Compliance Assistance Specialist Directory

This page provides a directory of federal OSHA Compliance Assistance Specialists (CASs).

\* If you are a private sector or state or local government worker or employer in AK, AZ, CA, HI, IA, IN, KY, MD, MI, MN, NV, NM, NC, OR, PR, SC, TN, UT, VT, VA, WA, or WY: Please contact the [State Plan](#) for compliance assistance.

\*\* If you are a state or local government worker or employer in CT, IL, MA, ME, NJ, NY, or USVI: Please contact the [State Plan](#) for compliance assistance. (Private sector employers or workers should use this directory.)

State/Territory	OSHA Region	Office	Compliance Assistance Specialist	Phone Number
<input type="text"/>	<input type="text" value="4"/>	<input type="text"/>	<input type="text"/>	<input type="text"/>
Alabama	4	Birmingham Area Office	<i>Contact Area Office</i>	(205) 731-1534
Alabama	4	Mobile Area Office	<a href="#">Francisco Garcia</a>	(251) 544-4602
Florida	4	Ft. Lauderdale Area Office	<a href="#">Leny Chango</a>	(954) 423-0382
Florida	4	Jacksonville Area Office	<a href="#">Yvis Torres-Gilot</a>	(904) 562-5459
Florida	4	Orlando Area Office	<a href="#">Amy Wilson</a>	(407) 362-9715
Florida	4	Tampa Area Office	<a href="#">Olja Correa</a>	(813) 626-1177
Georgia	4	Savannah Area Office	<i>Contact Area Office</i>	(912) 652-4393
Georgia	4	Smyrna (Atlanta-West) Area Office	<a href="#">Marilyn M. Velez</a>	(678) 903-7301
Georgia	4	Tucker (Atlanta-East) Area Office	<a href="#">Robin Bennett</a>	(770) 493-2803
Mississippi	4	Jackson Area Office	<a href="#">Christian Arroyo-Torres</a>	(601) 718-4393

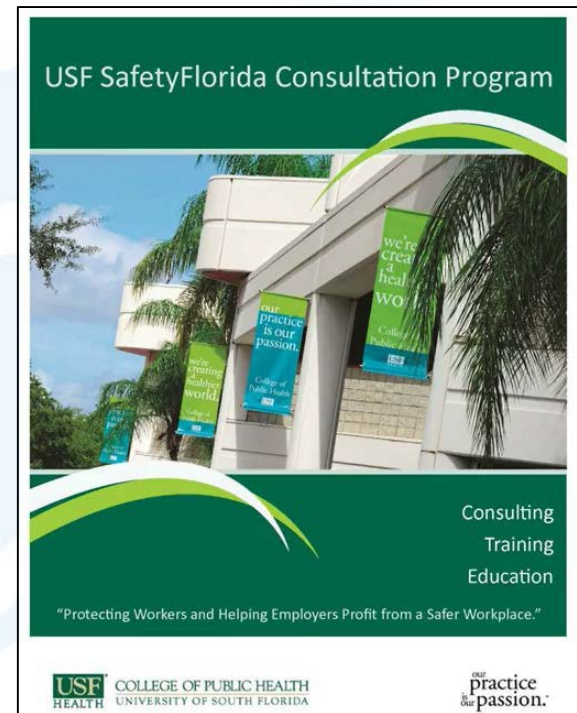


# On-Site Consultation Program

- Free, confidential advice to small sized businesses
- Priority to high-hazard worksites
- Separate from enforcement
- No penalties or citations
- SHARP

Safety Florida Consultation Program University of South  
Florida  
13201 Bruce B. Downs Boulevard, MDC 56 Tampa, Florida  
33612  
1-866-273-1105

[www.usfsafetyflorida.com](http://www.usfsafetyflorida.com)



# **OSHA Mission**

## **During Hurricane Recovery and Response**

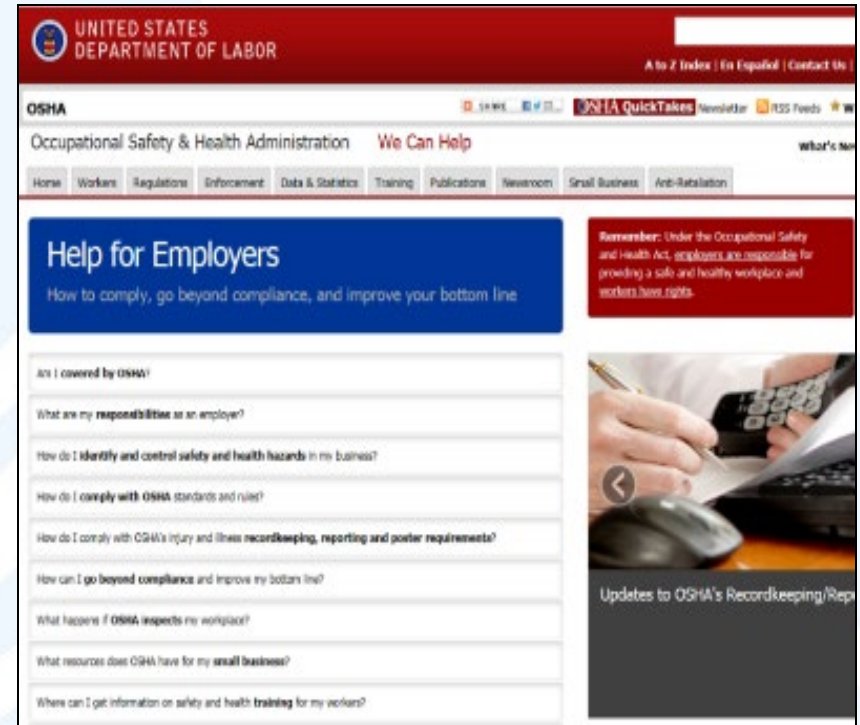
Ensure the safety and well-being of workers involved in cleanup and recovery operations related to Hurricane response activities.



# Employer Responsibilities

- Provide a workplace free from serious recognized hazards (OSH Act general duty clause)
- Comply with applicable OSHA standards
- Provide safety training required by OSHA standards in a way that workers can understand
- Post the OSHA poster, report fatalities and severe injuries, and comply with injury/illness recordkeeping requirements

[www.osha.gov/as/opa/worker/employer-responsibility.html](http://www.osha.gov/as/opa/worker/employer-responsibility.html)



# Worker Rights

Employees have the right to:

- Work in a safe environment and Report **unsafe conditions and injuries** to management and OSHA
- Assist an **OSHA investigation**
- **Training**
- **PPE**

[www.osha.gov/workers](http://www.osha.gov/workers)





# Whistleblower Protection

Employers  
cannot  
retaliate  
against  
workers who  
exercise their  
[rights.](#)

## Retaliation includes:

- Reduction in pay or hours
- Being fired, laid off, or suspended
- Reassignment, discipline, or demotion
- Threats, harassment, and intimidation
- Blacklisting from hiring

# Activities – OSHA Response

- Provide quality safety and health technical assistance and interventions in impacted areas.
- Provide quality targeted outreach to groups/stakeholders and regulated community (overhead power line entities, federal assets, Chambers of Commerce, etc.)



# Activities – OSHA Response

- Establish and maintain communication w/ emergency response command system and insert resources into Incident Command Structure
- Evaluate impacted areas across the Region to establish work priorities and maximize resources (damage assessment and categorization of areas/counties).

# Activities – OSHA Response

- Monitoring of injury and illness experience for event (data from incident command and events/incidents reported to OSHA) to ensure we are strategically adjusting resources to focus to obtain the greatest impact to worker safety and health.
- Distribution of publication to workers and track our activities and performing sampling when is necessary.



# Range of Concerns Exist

- Travel hazards
- Environmental (heat, storms, sun exposure)
- Flooded or recently flooded areas
- Debris handling and management sites
- Unstable or debris covered walking surfaces
- Need for first aid from minor cuts/insect bites
- Noise and other traditional OSHA hazards
- Electrical – downed power lines
- Hostile homeowners “protecting property”
- Heat Stress
- Falls

# Disaster Cleanup and Recovery – Hazards vs Protective Measures

	Possible Hazards	Protective Measures
Contaminated Floodwaters	<ul style="list-style-type: none"> <li>Bacteria and other infectious organisms (from sewage) in water and soil.</li> <li>Toxic substances from flooded industrial and waste sites.</li> <li>Mold and fungi in the air.</li> </ul>	<ul style="list-style-type: none"> <li>Ventilate enclosed spaces with fresh air.</li> <li>Assume that floodwater is contaminated unless proven otherwise.</li> <li>Allow only trained workers with the proper personal protective equipment to clean up toxic chemicals, other hazardous waste, and mold.</li> <li>Be up-to-date with a tetanus shot (within the last 10 years).</li> <li>Discard water-damaged and visibly contaminated materials.</li> <li>Use waterproof boots, latex or rubber gloves and other protective clothing. Consider using special chemical-resistant outer clothing and protective goggles.</li> <li>Use an N-95 NIOSH-approved disposable respirator, at a minimum, when handling mold-contaminated materials.</li> <li>Keep an adequate supply of clean water available for drinking and washing.</li> </ul>
Downed Power Lines	<ul style="list-style-type: none"> <li>Burns and electrocution from contact with energized lines or objects, including tree limbs, in contact with downed power lines.</li> </ul>	<ul style="list-style-type: none"> <li>Assume that all power lines are live or energized.</li> <li>Establish and clearly mark a danger zone around downed lines. Stay at least 10 feet from all downed lines.</li> <li>Allow only properly trained and equipped workers to repair electrical wires.</li> </ul>
Tree Trimming and Debris Removal	<ul style="list-style-type: none"> <li>Electrocution from contact with power lines or tree limbs in contact with power lines.</li> <li>Being struck or crushed by falling tree limbs.</li> <li>Injuries from equipment, such as chain saws and chippers.</li> <li>Strains and sprains from lifting or moving tree limbs and other debris.</li> </ul>	<ul style="list-style-type: none"> <li>Contact the utility company to de-energize and ground or shield power lines. All tree trimming/removal within 10 feet of a power line must be done by trained tree trimmers.</li> <li>Establish and clearly mark a danger zone where tree debris may fall onto workers. Stay alert at all times.</li> <li>Use work gloves, a hard hat, work boots, hearing protection and eye/face protection. Wear chaps when using a chainsaw.</li> <li>Watch out for chainsaw kickback. Do not cut with saw tip.</li> <li>Do not get too close to a chipper. Never reach into an operating chipper.</li> <li>Use mechanical equipment to lift heavy objects. If not possible, use extra people and proper lifting techniques.</li> </ul>

## Possible Hazards

## Protective Measures

Falls

- Falls from aerial lifts, ladders, roofs, and other elevated work surfaces.
- Slippery and uneven working surfaces that can create injuries due to slips, trips and falls.

- Use safe procedures to prevent aerial lift tip-overs. Use a body harness or restraining belt with a lanyard attached to the boom or basket of the lift.
- Use proper ladder safety (e.g., set on firm and stable ground, maintain “three-point” contact, do not stand on top rung).
- Be aware of wet or slippery surfaces, obstacles, or uneven surfaces on the site.

Portable Generators

- Shocks and electrocution from gas- and diesel-powered generators.
- Toxic carbon monoxide (CO) from generator exhaust.
- Fires from improper refueling and fuel storage.

- Never run a portable generator inside a house or in an enclosed space like a garage.
- Inspect electric cords to ensure they are in good condition and free of defects. Use a ground-fault circuit interrupter (GFCI).
- Ensure that spaces where generators are used are properly ventilated.
- Shut down the generator before refueling. Never store fuel or the generator indoors.

Work Zones

- Transportation incidents (injuries and deaths) in work zones where workers are struck by moving vehicles and mobile equipment.

- Wear high-visibility clothing and headwear compliant with ANSI/ISEA 107-2004.
- Use proper traffic controls (i.e., signs, cones, barriers).
- Use proper lighting, flaggers and worksite communications.
- Make sure that vehicle operators are properly trained.
- Always use seat belts and rollover protection.

Construction Activities

- Exposure to asbestos-contaminated materials during the demolition of buildings and structures.
- Spaces with limited access, suffocation hazards, or which are confined spaces.
- Trenching and excavation accidents (cave-ins).
- Risk of back, knee and shoulder injuries from manual lifting and handling of building materials and fallen tree limbs.

- Properly select and use PPE (personal protective equipment) which may include respiratory protection, along with other procedures detailed in 29 CFR 1926.1101.
- Do not enter permit-required confined spaces without training and a permit to enter. See 29 CFR 1910.146 for more information.
- Prevent cave-ins by benching, sloping, shoring, or shielding the soil. See 29 CFR 1926.651 and 1926.652 for more information.
- Use proper lifting techniques and teams of two or more to move bulky or heavy items.



# PPE Recommendations

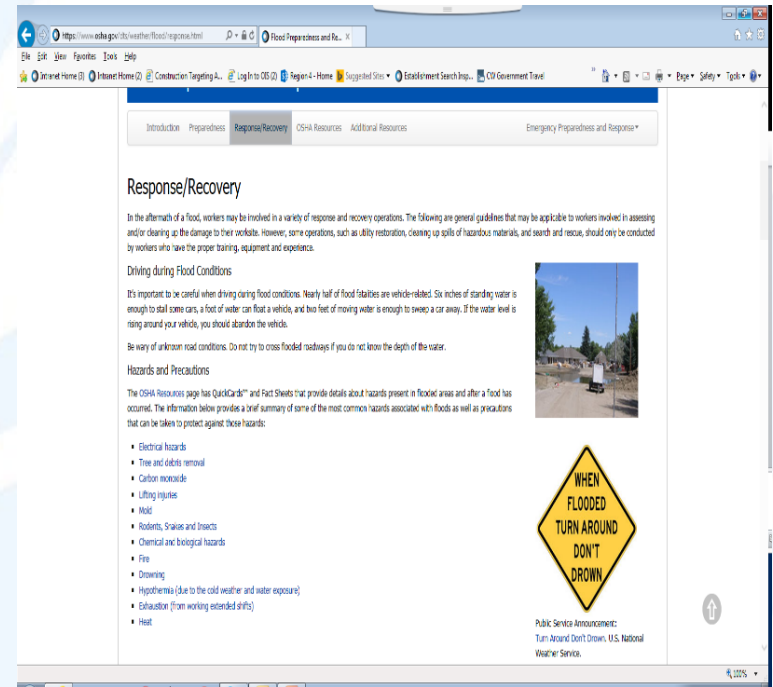
- Avoid exposure to hazards whenever possible.
- Use standard PPE.
  - Appropriate work clothing
  - Gloves
  - Hard hats
  - Hearing protection
  - Dust masks
  - Safety boots
  - Eye protection
  - Fall Protection





# Resources

- There are good resources for flood and hurricane cleanup hazards:
  - OSHA Flood Preparedness and Response:
    - <https://www.osha.gov/dts/weather/flood/index.html>
  - NIEHS Hurricanes & Floods:
    - <https://tools.niehs.nih.gov/wetp/index.cfm?id=2472>



# OSHA publications for every workplace training need

## OSHA QuickTakes



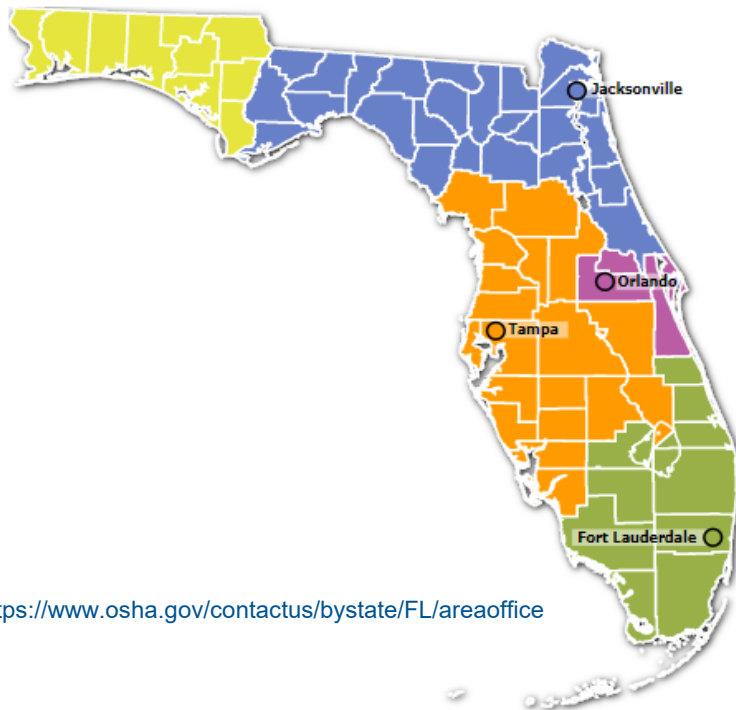
- **Free** OSHA e-newsletter delivered twice monthly to more than 300,000 subscribers
- **Latest news** about OSHA initiatives and products to help employers and workers find and prevent workplace hazards
- Sign up at [www.osha.gov/quicktakes](http://www.osha.gov/quicktakes)



[www.osha.gov/publications](http://www.osha.gov/publications)

# Area Offices - Florida

## Florida




<https://www.osha.gov/contactus/bystate/FL/areaoffice>

Contact the office nearest you.

### OSHA Area Office

These federal OSHA offices cover private sector employers and workers in Florida:

- |  |   |   |
|--|---|---|
| <p><b>Fort Lauderdale Area Office</b><br/>1000 South Pine Island Road Suite 100<br/>Ft. Lauderdale, FL 33324<br/>☎ (954) 424-0242<br/>📠 (954) 424-3073</p> | <p><b>Jacksonville Area Office</b><br/>Ribault Building, Suite 227<br/>1851 Executive Center Drive<br/>Jacksonville, FL 32207<br/>☎ (904) 232-2895<br/>📠 (904) 232-1294</p> | <p><b>Tampa Area Office</b><br/>5807 Breckenridge Parkway, Suite A<br/>Tampa, FL 33610-4249<br/>☎ (813) 626-1177<br/>📠 (813) 868-5222</p> |
| <p><b>Mobile Area Office</b><br/>1141 Montlimar Drive, Suite 1006<br/>Mobile, AL 36609<br/>☎ (251) 441-6131<br/>📠 (251) 441-6396</p>                       | <p><b>Orlando Area Office</b><br/>1001 Executive Center Drive, Suite 100<br/>Orlando, FL 32803<br/>☎ (407) 897-4740<br/>📠 (407) 897-4746</p>                                |   |

On-Site Consultation Program 

**Florida On-Site Consultation Program**



# Questions?



**Jacksonville Area Office:**  
**1851 Executive Center Drive,**  
**Jacksonville FL.**  
**Duty Officer - 904-232-2895**  
**Email: [Jacksonville.OSHA@Dol.Gov](mailto:Jacksonville.OSHA@Dol.Gov)**

**Toll Free Hotline: 1-800-321-OSHA**  
**(6742)**

**Email questions through OSHA's**  
**website at [www.OSHA.Gov](http://www.OSHA.Gov)**

**For Compliance Assistance Questions:**  
**Yvis Torres-Gilot, CAS, Jacksonville**  
**Email: [Torres-Gilot.Yvis@Dol.Gov](mailto:Torres-Gilot.Yvis@Dol.Gov)**  
**Direct - 904-562-5459**



**Thank You !**

